

set 12 **Workbook Answer Key**

Book 1 Betty Becker's Collection

p.1

Betty Becker's Collection

1 Listen and repeat. 



collect



pencil



set



desk



dress



bell



bed



lemon



seashell



pebble



fence




melon

SET 12 BOOK 1 1

p.2

2 Circle the correct picture.

pencil



desk



dress



bell



lemon



seashell



pebble



2 Jack and Jill's Phonics Readers WORKBOOK

p.3

Betty Becker's Collection

3 Read and match.

pencil



desk



dress



bell



bed



lemon



SET 12 BOOK 1 3

p.4

4 Circle the correct word.



pencil
pebble
fence (circled)



tent
desk (circled)
drum



seal
sea
bell (circled)



bad
bed (circled)
bell

5 Write the missing letter.



p _ e _ n _ c _ i _ l



d _ e _ s _ k



d r _ e _ s _ s



b _ e _ l _ l



b _ e _ d



l _ e _ m _ o _ n

4 Jack and Jill's Phonics Readers WORKBOOK

6 Look and circle the word.



desk : **dress**



pencil : **pebble**

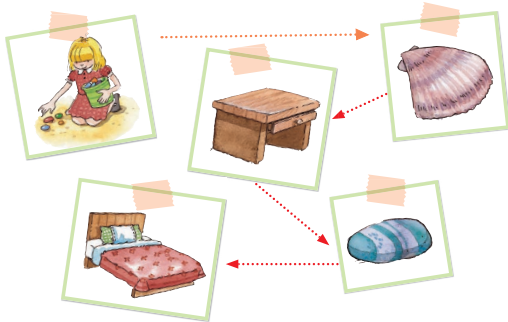


seashell : melon



bed : **bell**


7 Listen and connect the pictures in the correct order.



8 Listen and write the numbers.



9 Listen and circle.



10 Find and circle.



Q W E R **D E S K** H J K L



L S E A S H E L L E L L C H J



W O R K **D R E S S** Y E A P



B F E N C E S K E T B L T O



F E N C L E M O N L T O W

11 Match and write.



fence
fence ---



pebble
pebble ---



collect
collect ---



bell
bell ---



melon
melon ---

12 Listen and write the numbers.



Meet the Sight words!

1 Listen, repeat, and trace.

on them these those very much

on on them them
these these those those
very very much much

2 Find and match.

on them these those very much

on me them some these in those here see very much but

3 Fill in the missing letters.

on very these much them those

				o	n					m	u	c	h	
	v	e	r	y					t	h	e	m		
t	h	e	s	e	t	h	o	s	e					

4 Find and circle the word in the sentence.

these Ten of these
those seven of those...



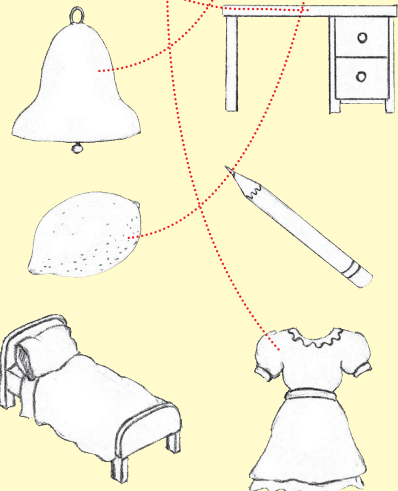
very We love
much Betty Becker's
very much!



Activity

Find and color.

desk dress bell lemon



p.13

With My Feet

1 Listen and repeat.



beaver



seesaw



seal



feet



green frog



sheep



deer

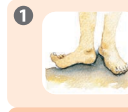


beehive


SET 2 BOOK 2 13

p.14

2 Listen and circle the correct word.




feel
food
feet



beaver
geese
beehive



bee
beehive
beach



dear
geese
deer

3 Complete the word.



b ea ver



f ee t



b ee hive



sh ee p



d ee r



s ee saw

14 Jack and Jill's Phonics Readers WORKBOOK

p.15

With My Feet

4 Listen, repeat, and match.



1

beaver



2

seal



3

feet



4

green frog



5

seesaw



6

beehive



7

sheep



8

deer

SET 2 BOOK 2 15

p.16

5 Look and circle the word.



feet beaver



seesaw seal



green frog sheep



beehive deer

6 Look and unscramble the word.



eepsh → sheep



eabrev → beaver

16 Jack and Jill's Phonics Readers WORKBOOK


7 Circle the correct picture.

feet			
beehive			
deer			
sheep			
seal			
seesaw			
beaver			

8 Find and circle.

	G C B BEAVER X K
	F H Q W P SHEEP H
	A G SEAL W X C M

9 Listen and circle.

1			2		
3			4		

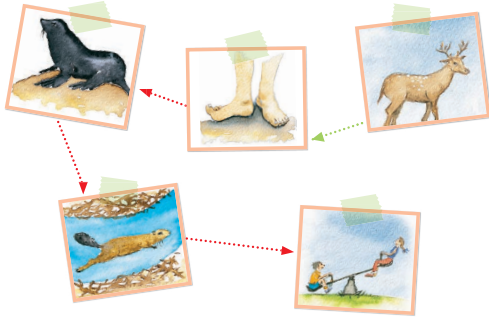
10 Find, circle, and write.

	C H FEET V G I Z	FEET
	Y D BEAVER W O	BEAVER
	M T SEAL B C W K	SEAL
	J SEESAW T K N	SEESAW
	SHEEP J A B X G	SHEEP

11 Write the words.

seesaw	green frog	seal
deer	beaver	feet
		
feet	seal	
		
beaver	seesaw	
		
green frog	deer	

12 Listen and connect the pictures in the correct order.



13 Listen, repeat, and trace.

beehive deer sheep
feet beaver seal

Meet the Sight words!

1 Listen, repeat, and trace.

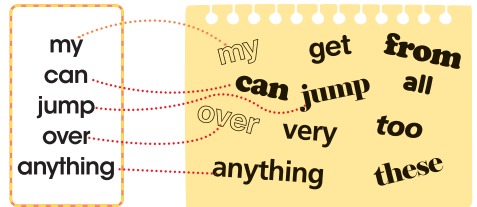
my can jump over anything

my my can can

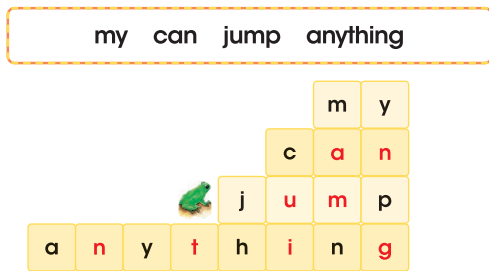
jump jump over over

anything anything

2 Find and match.



3 Fill in the missing letters.



4 Find and circle the word in the sentence.



Activity

Find and circle.

